



YOUR EXCEL BUDDY
LET'S LEARN EVERY ASPECT



99+ Easy Crochet Project Ideas (For Beginners & Experts)

MARCH 31, 2025 | ETHAN WILLIAMS

EASY CROCHET PROJECT IDEAS FOR BEGINNERS

Presented by
www.youexcelbuddy.com



YOUR EXCEL BUDDY
LET'S LEARN EVERY ASPECT



Crochet is more than just a grandma’s pastime—it’s a **fun, creative, and therapeutic** hobby that lets you turn yarn into everything from cozy blankets to trendy accessories. Whether you’re looking for a **new DIY skill**, a **stress-relieving activity**, or a **side hustle**, crochet has something for everyone.

Why Crochet? (And Why It's NOT Just for Grandmas! 😊)

- **Affordable hobby** – You only need yarn, a hook, and patience.
- **Portable & convenient** – Crochet anywhere (Netflix and stitch, anyone? 📺🧶).
- **Great for gifting** – Handmade items = instant heartfelt presents.
- **Customizable** – Make unique, one-of-a-kind pieces that reflect your style.
- **Therapeutic** – Helps reduce stress and improves focus (perfect for students!).

What You'll Find in This Blog

This blog is your ultimate **go-to guide** for crochet project ideas, whether you're a total **beginner**, looking for **small, easy projects**, or ready to try **granny squares and trendy designs**. We'll cover:

- ✓ **Beginner-friendly crochet ideas** that won't make you quit on day one.
- ✓ **Quick and easy crochet projects** for instant gratification.
- ✓ **Creative ways to use granny squares** beyond blankets.
- ✓ **New crochet ideas** to keep up with the latest trends.

Moving forward to How to choose your very first project.

How to Choose Your First Crochet Project? (Getting Started)

So, you've decided to try crochet—awesome choice! 🎉 But before you dive in, **choosing the right first project** is key. Picking something too complex can lead to frustration (and maybe even rage-quitting 😡), so let's break down how to start **smoothly and stress-free**.

What Makes a Crochet Project Beginner-Friendly?

Not all crochet projects are ideal for newbies. Here's what to look for:

- ✔ **Uses basic stitches** – Stick to single crochet (sc) and double crochet (dc) at first.
- ✔ **No complex shaping** – Avoid projects that require increasing/decreasing or complicated patterns.
- ✔ **Quick to complete** – Small wins keep motivation high!
- ✔ **Minimal color changes** – One or two colors max, so you don't have to deal with tangling yarn.

Best Yarn & Hook Size for Beginners

Choosing the right materials makes learning crochet **10x easier**. Here's a cheat sheet:

Material	Best Option for Beginners	Why?
Yarn Type	Worsted weight (medium)	Easy to work with, not too thin or thick.
Yarn Fiber	Acrylic or cotton	Smooth, affordable, and doesn't split easily.
Hook Size	5mm – 6mm	Large enough to see stitches clearly.

💡 **Pro Tip:** Avoid dark-colored yarn at first—it's hard to see your stitches!

Beginner Must-Know Crochet Terms

You'll see these terms in most patterns, so get familiar with them:

- **Chain (ch)** – The foundation of almost every project.
- **Single Crochet (sc)** – The most basic stitch (perfect for beginners).
- **Double Crochet (dc)** – Taller than sc, but still easy to learn.
- **Slip Stitch (sl st)** – Used for joining stitches without adding height.

How to Pick Your First Project (Without Getting Overwhelmed!)

If you're still unsure what to start with, here's an easy decision-making flow:

- 1 **Do you want something super easy?** → Start with **washcloths or coasters**.
- 2 **Want something wearable?** → Try a **headband or scarf**.
- 3 **Feeling ambitious?** → Go for a **granny square** (they're iconic!).

No matter what you choose, remember: **progress over perfection!** The goal is to **enjoy the process, not stress about mistakes** (we all make them 😊).

Crochet Project Ideas for Beginners (Start Here!)

Now that you've got the basics down, it's time to start your first project! 🎉 As a beginner, you'll want something that's **simple, quick, and rewarding**—no frustration, just fun. Here are the **best beginner-friendly crochet projects** that will help you build confidence **without feeling overwhelmed**.

Why Start with Simple Projects?

- ◆ **Quick to finish** → No unfinished WIPs (works in progress) haunting you.
- ◆ **Easy to practice stitches** → Master single and double crochet without stress.
- ◆ **Minimal supplies needed** → No need to buy fancy tools just yet.

Best Crochet Project Ideas for Beginners

1. Basic Washcloths – The Perfect Starter Project

★ **Why?:** Straight rows, simple stitches, and actually useful!

🧶 **What You'll Learn:** Single crochet (sc), keeping edges even.

🕒 **Time to Complete:** ~30 minutes – 1 hour.

💡 **Pro Tip:** Use **cotton yarn**—it's more absorbent and lasts longer.

2. Simple Scarves – Classic & Cozy

★ **Why?:** Straight rows = no complicated shaping.

🧶 **What You'll Learn:** How to keep tension consistent, working with longer rows.

🔥 **Time to Complete:** A few hours, depending on length.

💡 **Best Stitches to Use:**

- Single crochet (for a tight, dense scarf).
- Double crochet (for a looser, airy feel).

Related Blog [51+ Exciting GCP Project Ideas for Beginners and Experts](#)

3. Easy Coasters – Small but Mighty!

★ **Why?:** Super quick to make, great for practicing stitch consistency.

🧶 **What You'll Learn:** Working in the round (if making circular coasters).

🔥 **Time to Complete:** ~20-30 minutes.

💡 **Fun Idea:** Experiment with different colors for a cool set! 🎨

4. Beginner Headbands – Stylish & Functional

★ **Why?:** Minimal stitches, small project, and wearable!

🧶 **What You'll Learn:** How to make a simple rectangle and seam it into a headband.

🔥 **Time to Complete:** ~1 hour.

💡 **Try This:** Add a cute twist in the middle by sewing the ends in a crisscross pattern!

Beginner Crochet Success Tips

✅ **Start small** – Don't attempt a king-sized blanket on day one.

✅ **Use light-colored yarn** – Easier to see your stitches.

✔ **Practice consistency** – Try to keep your stitches even (but don't stress if they're not perfect!).

Remember, **every pro was once a beginner!** Keep practicing, and soon you'll be moving on to more advanced projects. 🧶 ✨

Small Crochet Project Ideas (Quick & Fun Makes!)

Not every crochet project has to take hours (or days) to complete! Sometimes, you just want something **small, quick, and satisfying**—especially if you're short on time or looking for instant gratification. These mini projects are **perfect for using up leftover yarn**, making cute gifts, or just practicing new stitches without a huge commitment.

Why Small Crochet Projects?

- ◆ **Quick to finish** → Most take under an hour!
- ◆ **Great for beginners** → Simple stitches, no complicated patterns.
- ◆ **Portable** → Easy to work on during breaks or while binge-watching Netflix.
- ◆ **Perfect for gifts** → Handmade but not time-consuming.

Fun Small Crochet Project Ideas

1. Mini Keychains – Tiny but Adorable!

- ★ **Why?:** Great way to practice shaping and tiny details.
- 🧶 **What You'll Learn:** Basic amigurumi (stuffed crochet) techniques.
- 🔥 **Time to Complete:** ~30 minutes.
- 💡 **Ideas:** Make little hearts, stars, or even mini animals!


2. Phone Sleeves – Protect Your Device in Style

- ★ **Why?:** No shaping required, just a simple rectangle!
- 🧶 **What You'll Learn:** Single crochet and seaming.

 **Time to Complete:** ~45 minutes – 1 hour.

 **Customization Tip:** Add a button closure or a cute appliqué for extra flair.

3. Scrunchies – Trendy & Super Easy


 **Why?:** Perfect for using up scrap yarn.

 **What You'll Learn:** Working in the round, adding ruffles.

 **Time to Complete:** ~30 minutes.


 **Best Yarn:** Velvet or soft cotton for a comfy feel.

4. Bookmarks – Cute & Practical

 **Why?:** Flat, easy, and a great way to practice different stitches.

 **What You'll Learn:** Trying new stitch patterns in small sections.

 **Time to Complete:** ~20 minutes.

 **Fun Idea:** Add a tassel or a little crochet heart at the end!

These **small crochet projects** are perfect when you want to **whip up something cute and functional in no time**. Plus, they're great for **gifting or selling** if you're thinking of turning crochet into a side hustle!

First Crochet Project Ideas (Beginner-Friendly Patterns)

Starting your first crochet project can feel overwhelming, but don't worry—I've got you! The key is to **choose a pattern that's simple yet satisfying**, so you can **build confidence without frustration**. These beginner-friendly projects use basic stitches, require minimal shaping, and will give you a sense of accomplishment without too much effort.

What to Look for in a First Crochet Project?

- ◆ **Straightforward pattern** → Avoid anything with complex shaping or too many stitch changes.
- ◆ **Uses basic stitches** → Single crochet (sc) and double crochet (dc) are your best

friends.

- ◆ **Minimal counting** → Less stress, more fun!
- ◆ **Small to medium size** → So you can finish quickly and feel accomplished.

Best First Crochet Project Ideas

1. Basic Beanie – Keep It Cozy & Simple

★ **Why?:** It's a wearable project that's beginner-friendly.

🧶 **What You'll Learn:** How to work in the round and decrease stitches.

🔥 **Time to Complete:** ~3-4 hours.

💡 **Beginner Hack:** Try a **rectangular beanie**—just crochet a rectangle and seam it up!

2. Beginner's Tote Bag – Practical & Stylish

★ **Why?:** Straight stitches, no complicated shaping.

🧶 **What You'll Learn:** Single crochet, creating a sturdy fabric.

🔥 **Time to Complete:** ~4-5 hours.

💡 **Customization Tip:** Add a long strap for a crossbody style!

3. Chunky Blanket – Fast & Easy (Even for Newbies!)

★ **Why?:** Big yarn + big hook = super quick progress!

🧶 **What You'll Learn:** Double crochet (dc), working in long rows.

🔥 **Time to Complete:** A few evenings.

💡 **Best Yarn:** Use chunky or bulky-weight yarn to finish faster.

Related Blog [85+ Simple and Advanced Unit Circle Project Ideas for Trigonometry](#)

4. Easy Mug Cozy – A Cute, Quick Win!

- ★ **Why?:** Small and simple, but looks impressive.
- 🧶 **What You'll Learn:** Basic stitches and adding a button loop.
- 🔥 **Time to Complete:** ~45 minutes – 1 hour.
- 💡 **Great Gift Idea:** Pair it with a cute mug for a thoughtful present!

Your **first crochet project** should be **fun and rewarding**, not frustrating! Pick something from this list, grab your hook, and enjoy the process—because every stitch gets you closer to becoming a pro.

Easy Crochet Project Ideas (Effortless Yet Beautiful Creations)

Not every crochet project has to be complicated! If you're looking for something **simple yet stunning**, these easy crochet projects will give you **quick wins without frustration**.

1. Basic Granny Square – The Foundation of Many Projects

Granny squares are a must-learn for every crocheter! They're **versatile, easy, and repetitive**, making them perfect for **blankets, bags, and even clothing**. Once you get the pattern down, you can **join multiple squares together** to create larger designs.

2. Simple Baby Booties – Cute & Beginner-Friendly

Baby booties may look tricky, but they're actually **quick to make with just a few basic stitches**. Plus, their small size means you can **finish a pair in no time**—making them a great **first wearable project or a thoughtful baby gift**.

3. Easy Placemats – Upgrade Your Table Decor

If you want a practical and stylish project, **crochet placemats are the way to go**. You only need to **crochet a rectangle using single or double crochet**, and you've got a handmade dining set that adds a **personal touch to your table**.

4. No-Sew Amigurumi – Cute Plushies Without the Extra Work

Traditional amigurumi (crochet plushies) require lots of sewing, but **no-sew patterns simplify the process!** You can create **tiny animals, hearts, or even mini food plushies** without dealing with separate pieces—just **crochet in the round, stuff, and close.**

These **easy crochet projects** prove that you don't need complex techniques to create **beautiful and functional handmade items.** Pick one, grab your yarn, and **enjoy a relaxing crochet session!**

Granny Square Crochet Project Ideas (Beyond the Basics!)

Granny squares are **iconic in the crochet world**—and for good reason! They're **simple, beginner-friendly, and incredibly versatile.** While many people think of them as just blanket pieces, they can be used for **fashion, home decor, and even accessories.** If you're ready to level up your granny square game, here are some **creative ways to use them!**

1. Granny Square Tote Bag – Stylish & Sustainable

Instead of using plastic bags, why not **make your own trendy crochet tote?** Just **join a few granny squares together,** add some straps, and you've got a **functional and fashionable** bag for shopping, books, or everyday use.

2. Patchwork Cardigan – Cozy & Handmade

If you love crochet fashion, a **granny square cardigan is a must-try.** By stitching together different colored squares, you can **create a unique and vibrant sweater** that's warm, stylish, and totally **Gen Z-approved.**

3. Granny Square Cushion Cover – Aesthetic Home Decor

Want to add a touch of **cozy handmade charm** to your space? Use **granny squares to make cushion covers!** Just crochet two panels (or one large piece), seam them together, and slip in a pillow insert for an **instant room upgrade.**

4. Phone Pouch – Cute & Functional

A **granny square phone pouch** is a small but stylish project that's **super easy to make.** Just fold a granny square in half, sew the sides, and add a button closure or a drawstring. Perfect for **protecting your phone in a cute, handmade way!**

5. Granny Square Bucket Hat – Trendy & DIY-Friendly

Crochet bucket hats are **all the rage right now**, and a **granny square version adds a cool vintage touch.** This project involves **stitching together a few squares to form the crown and brim**, creating a **unique statement piece** for your wardrobe.

Granny squares **aren't just for blankets**—they can be transformed into **fashionable, functional, and aesthetic pieces.** So grab your yarn, start stitching, and **give this classic crochet technique a modern twist!**

New Crochet Project Ideas (Trendy & Unique Creations!)

Crochet isn't just about traditional patterns anymore—there are **tons of modern, trendy, and unexpected** ways to use your skills! If you're looking for **fresh inspiration** beyond the usual scarves and blankets, here are some **new and creative crochet project ideas** to try.

Related Blog [159+ Creative English Project Ideas for Students \(From Class to Exhibition\)](#)

1. Crochet Crop Tops – Fashionable & Handmade

Handmade crochet clothing is **super trendy** right now, and a **crochet crop top** is the perfect beginner-friendly project. With just **basic stitches and a simple shape**, you

can create a **stylish summer top** that pairs perfectly with jeans or skirts.

2. Crochet Plant Hangers – Aesthetic & Functional

If you love plants, why not **crochet your own plant hanger**? It's an easy way to **display your favorite greenery** while adding a **boho-chic touch** to your space. Plus, it's a great way to practice **working with different textures and cords**.

3. Laptop or Tablet Sleeve – Protect Your Devices in Style

Tired of boring tech accessories? A **crochet laptop or tablet sleeve** is a **unique and soft protective cover** that you can fully customize. Just **crochet a simple rectangle, fold it over, and add a button or zipper closure**—functional and cute!

4. Crochet Wall Hangings – DIY Home Decor

Wall hangings are **aesthetic, customizable, and super fun to make!** Whether you go for **bohemian fringe, geometric patterns, or floral designs**, a crochet wall hanging is an **easy way to add personality to your space**.

5. Crochet Earrings – Lightweight & Trendy Accessories

Yes, you can crochet jewelry! **Small lace-like designs, flowers, or geometric shapes** make for **stunning handmade earrings**. Just **attach them to earring hooks**, and you've got a unique accessory that's **lightweight and stylish**.

These **new crochet project ideas** prove that crochet is more than just blankets and hats—it's a way to **create stylish, modern, and even wearable** pieces. Try one of these **fresh designs** and keep your crochet game strong!

99+ Best Crochet Project Ideas (The Ultimate List!)

Looking for endless crochet inspiration? Here's a **massive list of 100 crochet project ideas**, covering everything from **fashion and accessories** to **home decor and**

seasonal creations. Whether you're a beginner or an experienced crocheter, this list has something for everyone!

Wearable Crochet Projects

1. Crochet beanie
2. Chunky infinity scarf
3. Granny square cardigan
4. Lightweight shawl
5. Oversized sweater
6. Crop top
7. Fingerless gloves
8. Leg warmers
9. Simple headband
10. Crochet socks

Bags & Accessories

11. Granny square tote bag
12. Boho-style crossbody bag
13. Market bag
14. Phone pouch
15. Coin purse
16. Sunglasses case
17. Makeup bag
18. Mini backpack
19. Laptop sleeve
20. Fanny pack

Home Decor Crochet Ideas

21. Granny square cushion cover
22. Crochet wall hanging
23. Cozy blanket

24. Plant hanger
25. Macrame-style crochet curtain
26. Table runner
27. Dining placemats
28. Crochet basket
29. Mug cozy
30. Doorstop cover



Toys & Stuffed Crochet Creations (Amigurumi)

31. Teddy bear
32. Crochet bunny
33. Amigurumi cat
34. Mini dinosaur
35. Crochet whale
36. Little octopus
37. Stuffed hearts
38. Amigurumi food (like a donut or cupcake)
39. Baby rattle
40. Crochet doll



Gift Ideas (Quick & Easy Makes)

41. Keychain charms
42. Coffee cup sleeve
43. Custom bookmarks
44. Slippers
45. Eyeglass holder
46. Decorative coasters
47. Personalized name bunting
48. Wrist cuffs
49. Baby bib
50. Bottle holder



Spring Crochet Project Ideas

51. Floral crochet coasters
52. Butterfly appliqués
53. Lace-style infinity scarf
54. Easter bunny plush
55. Daisy granny squares
56. Light & airy cardigan
57. Bunny ear headband
58. Mesh market bag
59. Sunflower wall hanging
60. Cherry blossom earrings



Summer Crochet Project Ideas

61. Beach cover-up
62. Crochet bikini top
63. Water bottle holder
64. Boho-style anklets
65. Lightweight sun hat
66. Floral scrunchies
67. Ice cream cone amigurumi
68. Crochet sandals
69. Mesh crochet shorts
70. Popsicle keychain



Fall Crochet Project Ideas

71. Pumpkin decorations
72. Cozy ear warmers
73. Maple leaf garland
74. Crochet coffee cup sleeves
75. Plaid-patterned scarf
76. Acorn-shaped amigurumi

77. Oversized cardigan
78. Fall-themed table runner
79. Crochet boot cuffs
80. Thanksgiving turkey plush



Winter & Holiday Crochet Projects

81. Christmas tree ornaments
82. Snowflake coasters
83. Santa hat
84. Holiday stockings
85. Mini mitten garland
86. Crochet wreath
87. Christmas gnome plush
88. Cozy pet bed
89. Hot cocoa mug cozies
90. Holiday gift bags



Creative & Unique Crochet Projects

91. Crochet bookmark with tassel
92. No-sew amigurumi
93. Granny square bucket hat
94. Crochet laptop case
95. Wall art made from granny squares
96. Travel pillow cover
97. Pet sweater
98. Crochet lampshade cover
99. Hanging storage baskets
100. DIY dreamcatcher with crochet details

Conclusion – Bringing Your Crochet Projects to Life!

Crochet is more than just a craft—it's a **creative escape, a way to make meaningful gifts, and even a fashion statement!** Whether you're a beginner working on your **first crochet project** or an experienced maker looking for **new crochet project ideas**, there's always something exciting to stitch up.

From **quick and easy designs** like **mug cozies and bookmarks** to **trendy fashion pieces** like **granny square cardigans and crop tops**, the possibilities are endless. Plus, with **seasonal crochet ideas** for **spring, summer, and fall**, you can create pieces that match the vibe of every time of year.

So grab your hook, pick a project, and **start crocheting today!** The best part? Every stitch you make is a step towards mastering a timeless, rewarding skill. And who knows? Your next crochet creation might just become your favorite one yet!

✨ **Happy Crocheting!** ✨

📁 [Project Ideas](#)

< [35 Best Egg Drop Project Ideas Without Breaking the Egg](#)



ABOUT THE AUTHOR

An Excel expert and author, known for simplifying data analysis and spreadsheet automation. His guides and tutorials help users enhance productivity and master Excel's advanced features.



Leave a Comment

Logged in as Ethan Williams. [Edit your profile.](#) [Log out?](#) Required fields are marked *

Post Comment

Your Excel Buddy

Hey! Know what is needed to learn Excel. We're here to help you from start to end acquiring deep knowledge and playing with Excel.

Contact Us

#Excel

#ProjectIdeas

#ResearchTopics

Happy Learning

© Your Excel Buddy

[Privacy Policy](#)

[Terms of Service](#)